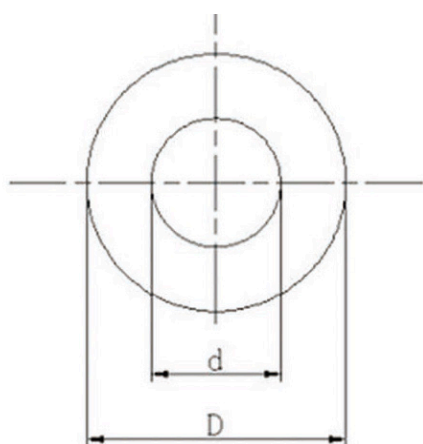




FENDER CILINDRICO MISURE DISPONIBILI



MODELLO	D	d	Peso stimato kg/m	L
150xL	150	75	16	LUNGHEZZA PERSONALIZZABILE A RICHIESTA
200xL	200	100	39	
250xL	250	125	46	
300xL	300	150	66	
350xL	350	175	90	
400xL	400	200	118	
500xL	500	250	184	
600xL	600	300	265	
700xL	700	350	361	
800xL	800	400	471	
900xL	900	450	596	
1000xL	1000	500	736	
1100xL	1100	550	890	
1200xL	1200	600	1060	
1300xL	1300	650	1244	
1400xL	1400	700	1442	
1500xL	1500	750	1656	
1600xL	1600	800	1884	
1700xL	1700	850	2127	
1800xL	1800	900	2384	
1900xL	1900	950	2657	
2000xL	2000	1000	2944	